

Metaphysical Waltz

Harp Solo

Dedicated to my husband, jazz saxophonist and composer

Guido Sinclair (1935-1992)

* *Slow, Spacious, Somewhat Rubato* ♩ = 60

Shirley Blankenship
August 1988

1

mp *f* *p* *p* *pp*

R L

3 R L

5

ppp *ff* *f* *ppp* *cresc. poco a poco*

L R L R

8

ff *sfz* *ppp* *f* *p* *f* *p* *fff*

L R

3 3

Bis.

*Harmonics are to be played where written.
L=Left Hand, R=Right Hand.

12

Musical score for measures 12-13. The system consists of a grand staff with treble and bass clefs. Measure 12 starts with a treble clef chord of F#4 and D#4, and a bass clef chord of C#3. The right hand plays a sequence of chords: F#4, D#4, C#3, E#3, and Ab3. The left hand plays a triplet of notes in the bass clef. Measure 13 continues with the right hand playing a triplet of notes and a final chord of Ab3. A circled plus sign (+) is placed above the staff in measure 13. A fingerboard diagram is shown below the bass clef staff, indicating the positions for the notes in the triplet.

14

Musical score for measures 14-16. The system consists of a grand staff. Measure 14 has a treble clef chord of Bb4 and a bass clef chord of Bb3. Measure 15 has a treble clef chord of E#4 and a bass clef chord of E#3. Measure 16 has a treble clef chord of Ab4 and a bass clef chord of G#3. The right hand plays a sequence of chords: Bb4, E#4, Ab4, and Bb4. The left hand plays a sequence of chords: Bb3, E#3, G#3, and Bb3. The right hand has a circled plus sign (+) above the staff in measure 15. A circled plus sign (+) is also placed above the staff in measure 16. A fingerboard diagram is shown below the bass clef staff, indicating the positions for the notes in the sequence.

17

Musical score for measures 17-19. The system consists of a grand staff. Measure 17 has a treble clef chord of Db4 and a bass clef chord of C#3. Measure 18 has a treble clef chord of G#4 and a bass clef chord of Bb3. Measure 19 has a treble clef chord of D#4 and a bass clef chord of Bb3. The right hand plays a sequence of chords: Db4, C#3, G#4, and D#4. The left hand plays a sequence of chords: C#3, Bb3, and Bb3. The right hand has a circled plus sign (+) above the staff in measure 18. A circled plus sign (+) is also placed above the staff in measure 19. A fingerboard diagram is shown below the bass clef staff, indicating the positions for the notes in the sequence.

21

Musical score for measures 21-23. The system consists of a grand staff. Measure 21 has a treble clef chord of G#4 and a bass clef chord of Bb3. Measure 22 has a treble clef chord of D#4 and a bass clef chord of Bb3. Measure 23 has a treble clef chord of Ab4 and a bass clef chord of B#3. The right hand plays a sequence of chords: G#4, Bb3, D#4, and Ab4. The left hand plays a sequence of chords: Bb3, Bb3, and B#3. The right hand has a circled plus sign (+) above the staff in measure 22. A circled plus sign (+) is also placed above the staff in measure 23. A fingerboard diagram is shown below the bass clef staff, indicating the positions for the notes in the sequence.

26

p *f* *pp* *f*

Aq Eb Ab Bq Cq Eb Ab

f *p*

30

Aq *mf* *ppp* *ppp*

Bb F# Bq Db Dq

f *cresc.*

34

Ab Aq G# *sfz* *ppp*

Fq

f *f*

37

glissandi *f* *p* *ff* *mp*

Eb Cq D# Gq Bb Ab Bq

[page turn]

41

Musical score for measure 41. The right hand features a complex melodic line with slurs for the left (L) and right (R) hands, and five-fingered (5) passages. The left hand provides harmonic support with chords G# and G# D#.

pp
G#

L R

5 5

L R *sim.*

Fingering diagram for measure 41, showing a sequence of notes with vertical stems and horizontal lines indicating fingerings.

42

Musical score for measure 42. The right hand has five-fingered (5) passages and slurs for L and R. The left hand has chords Bb, C#, and D#. The measure ends with a 3/4 time signature.

5 5

L R *sim.*

Bb C# D#

L R

3/4

sim.

Fingering diagram for measure 42, showing a sequence of notes with vertical stems and horizontal lines indicating fingerings.

43

Musical score for measure 43. The right hand features slurs for L and R, triplets, and a 1-1 fingering. The left hand has chords Bb and A# and includes a circled plus sign. Dynamics range from *f* to *mf*.

sfz

L R

3 3

1-1

f Bb *p* A# *mf*

L R

1-1

R ⊕ *sfz* ⊕

Fingering diagram for measure 43, showing a sequence of notes with vertical stems and horizontal lines indicating fingerings.

45

Musical score for measure 45. The right hand has slurs for L and R, triplets, and a 2-4 fingering. The left hand has chords C# and Bb, and includes a circled plus sign. Dynamics range from *ff* to *ppp*.

3 3 3

2-4

L R

ff C# *f* Bb *ppp*

L R

ff *Laissez vibre* *f* ⊕

Fingering diagram for measure 45, showing a sequence of notes with vertical stems and horizontal lines indicating fingerings.

47 *mf* *ff* *R ord.* Pedal Change Rhythm

Glissando Rhythm

49 *fff* *ppp* *ff*

gliss Thunder on Wires

51 *Bb pp* *f* *p* *High Strings, Thumb Nail Gliss* *cresc. poco a poco*

High Strings, Thumb Nail Gliss

52 *f* *fff* *Thunder on Wires* *Laissez vibre* *Thunder on Wires*

High gliss, upward

Thunder on Wires

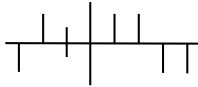
Laissez vibre

Thunder on Wires

54

f *pp*
B \flat

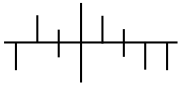
L R L R



55

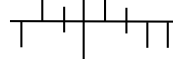
f gliss *p*
B \flat E \flat

L R L R L



R
Flat Hand Slap
on Sounding Board

Gradual Fingernail Buzz
After Plucking the 'F' wire



57

p *f* *p* *f*

L R G \sharp B \flat G \sharp E \flat B \flat A \flat G \sharp

knuckle
gliss

Flat Hand Slap pedal gliss Laissez vibre

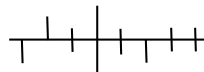
pedal gliss

59

ff *pp* *fff*

E \flat F \sharp B \flat

gliss
nail



piu mosso and accel.

gliss